


Lindenhurst Park District Studio
Dance Center Presents:

"Express Yourself!"

2025 Dance Recital Parent Guide





Dear Studio Dance Center Families,

Recital time is fast approaching, and students have been learning so much and are so eager to perform! Below are important dates and information you will need to know and adhere to for a smooth rehearsal, recital and pictures for your dancer. Remember to get your child to each class before the recital date to make sure they are ready and up to date on any choreography changes.

Recital Information

The 2025 recital, ***“Express Yourself!”*** will be **Saturday June 7th, 2025** at 1pm at Antioch Community High School, 1133 Main Street, Antioch. Doors will open to the public at 12:30 pm.

Dancers and chaperones must arrive **no later than 12:30 pm**. Drop off dancers in the hall with designated chaperone (names TBA). Dancers will be released when the show is over and will stay backstage until that time. The show will run about 1 hr. **Please note:** Flash Photography and Videotaping is prohibited. Water and dry snacks are permitted backstage.

Rehearsal & Picture Information

Our mandatory dress rehearsal will take place at Antioch Community High School on **Friday, June 6**. The rehearsal schedule is listed below. Picture Order Forms will be handed out during class closer to recital date.

Dancers need to show up 15 min prior to their picture time. Each class will take a group picture, then individual pictures. After pictures classes will go backstage to line up and rehearse their routine. Dancers will be dismissed after their routine.

Please have your dancer ready and in full costume including: shoes, make-up and hair; treat this rehearsal just like the actual recital.

Rehearsal and Picture Schedule

Class Name/Time	Arrival	Picture/Rehearsal Time
Pitter Patter Feet (Saturdays @ 10am)	5:00	5:10-5:20 pm
Little Tutus (Mondays @ 4:30)	5:10	5:20 - 5:30 pm
Little Tutu's (Saturdays @ 10:30)	5:20	5:30-5:40 pm
Dance 1 (Mondays @ 5pm)	5:30	5:40-5:50 pm
Dance 1&2 (Saturdays @ 11am)	5:40	5:50 – 6 pm
Beginning Lyrical (Tuesdays @ 5:45pm)	5:50	6:00-6:10 pm
Princess Dance (Tuesdays @ 5:30pm)	6:00	6:10-6:20 pm
Dance 2 (Wednesdays @ 5pm)	6:10	6:20- 6:30 pm
Dance 3 (Wednesdays @ 5:45pm)	6:20	6:30- 6:40 pm
Jr Hip Hop (Mondays @ 5:45pm)	6:30	6:40- 6:50 pm
Broadway Tap (Thursdays @ 5:00pm)	6:50	7:00-7:10 pm
Lyrical (Tuesdays @ 6:00pm)	7:10	7:10-7:20 pm

Chaperones – We Need You!

Volunteer chaperones are needed to assist backstage before and during the show. If you are interested in volunteering contact Ms. Angelique at lpddancedirector@gmail.com.

Chaperones will be assigned on a first come, first served basis. Chaperones will be required to chaperone **both** the rehearsal and recital. Duties include keeping your group entertained during off-stage time, lining up for performances, and managing costume changes if necessary. Activities will be provided in dressing rooms to stay busy until performance time.

Volunteer Chaperones will not need to purchase a ticket to the show and will have exclusive backstage access to see their child perform from the wings of the stage! Please note: Siblings or family members will not be allowed in the dressing rooms or backstage.

The number of chaperones needed is listed here:

Class Name	Chaperones
Pitter Patter- Sat @10	2
Little Tutus-Mondays @4:30 and Saturday @ 10:30	2
Dance 1 & 2 Saturday-@11	1
Dance 2-Wednesday @5:00	2
Beginning Lyrical-Thursday @5:30	1
Princess Dance-Tuesday @5:30	1
Dance 1-Mondays @5	3
Dance 3-Wednesdays @5:45	1
Jr Hip Hop-Mondays @5:45	2
Broadway Tap-Thursdays @5	1
Lyrical-Tuesdays @ 6	1

Costumes, Shoes, Tights, Hair & Make-up

Dancers should refrain from wearing underwear in costumes to provide a seamless look. Tights are required and can be purchased at Amazon, Target, Walmart, or any dance supply store. Parents are responsible for purchasing tights. Tights should not have any lines across the thighs. Make-up is parent's discretion; glitter and lip gloss is plenty for very young dancers.

All dancer's personal belongings should be labeled with your child's name and in a bag; it will remain with your child in the dressing room for the rehearsal and performance. TIP: use a silver Sharpe or nail polish on bottom of tap shoes and mark the inside of ballet shoes with a permanent marker with initials. Chaperones cannot not be responsible for any lost or unmarked items.

Ballet shoestrings must be trimmed to 2 inches or shorter; tuck the strings inside toe of shoe so they do not come undone during the performance.

Required Tights, Shoes and Hairstyle

Pitter Patter Feet	White tights, pink ballet shoes, hair half up
Little Tutus	White tights, pink ballet shoes, hair half up
Dance 1	Nude tights, pink ballet shoes and black tap shoes, hair half up
Dance 2	Nude tights, pink ballet shoes and black tap shoes, hair half up
Dance 3	Nude tights, pink ballet shoes, nude jazz shoes, black tap shoes, hair in bun
Princess Dance	White tights, pink ballet shoes, hair in bun
Jr Hip hop	Black sneakers, hair in high pony
Beg. Lyrical	Half sole nude shoe, bare legs and hair half up
Lyrical	Half sole nude shoe, bare legs and hair in low back pony.
	Tights from Amazon: Stelle Girls Ballet Dance Students School Footed Tight

Purchasing Tickets

Tickets will go on sale on Monday, May 19th at 9am. Tickets cost \$15 for 3 yrs and up. NO Limit on ticket purchase, so bring the whole family! Children younger than 3 will need to sit on adult's lap (or you may purchase a ticket for them). See the Ticket Purchasing Guide on the next page for instructions.

If you have questions or concerns, get in touch! Ms. Angelique can be reached at lpddancedirector@gmail.com or you may contact our office M-F from 9am-4pm at 847-356-6011.

We are looking forward to another amazing performance by our talented dancers from the Lindenhurst Park District Studio Dance Center!

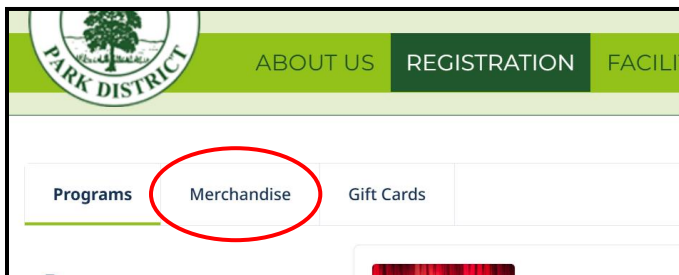
Ticket Purchasing Guide

Tickets can be purchased on line by following this link **on or after May 19, 2025:** <https://www.lindenhurstparks.org/programs/> and click the “Merchandise” tab at the top of the page. OR **follow these steps:**

1. Go to www.lindenhurstparks.org
2. Click on the “registration” tab (don’t choose an option from the drop down menu).




3. OR click “Register Now” in the dropdown menu; allow the online store to load.
4. Click the “Merchandise” tab



6. Select the quantity you wish to purchase and the name of the person in your household the tickets will be under:

Dance Recital Tickets



7. Click “Add to cart”
8. Click “View Cart”
9. Click “Checkout”
10. Make sure your personal information is correct; click “Update Personal Information” or click “Continue my purchase”
11. Enter your credit card information and accept the terms and conditions
12. Click “Make payment”

Please contact the Registration Office at
847-356-6011 if you need assistance purchasing tickets online.