




REGISTERING FOR AN ACTIVITY WITH THE LINDENHURST PARK DISTRICT

This article will help you:



- Navigate through Lindenhurst Park District's online store.
- Register and add account members to an activity.
- Proceed through checkout.

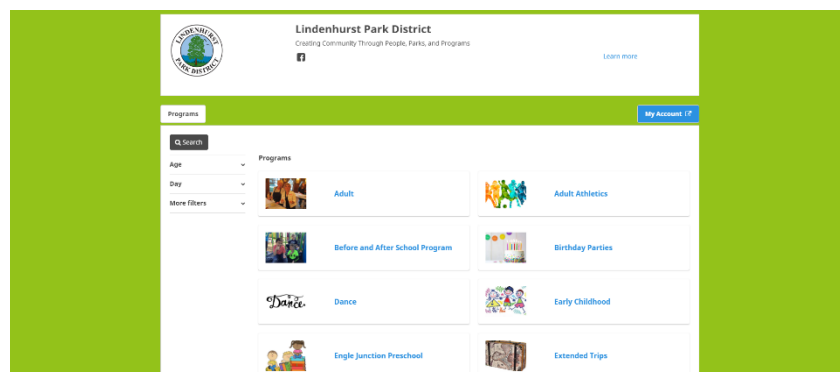
Before getting started...

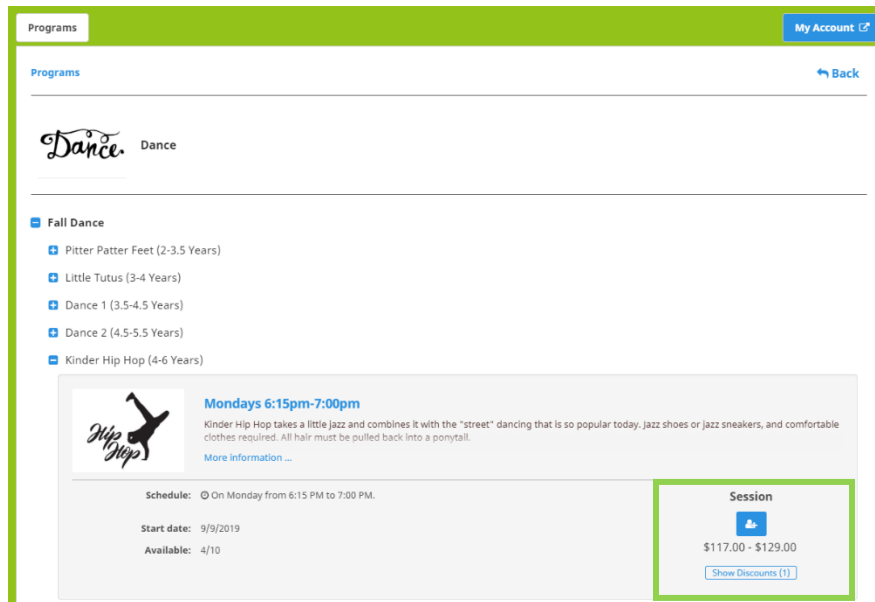
There are two ways to access Lindenhurst Park District's online registration:

- Click on  if you're logged in to your user account and search for Lindenhurst Park District; **or**
- Go to [Lindenhurst Park District's website](#)




Registering for an activity

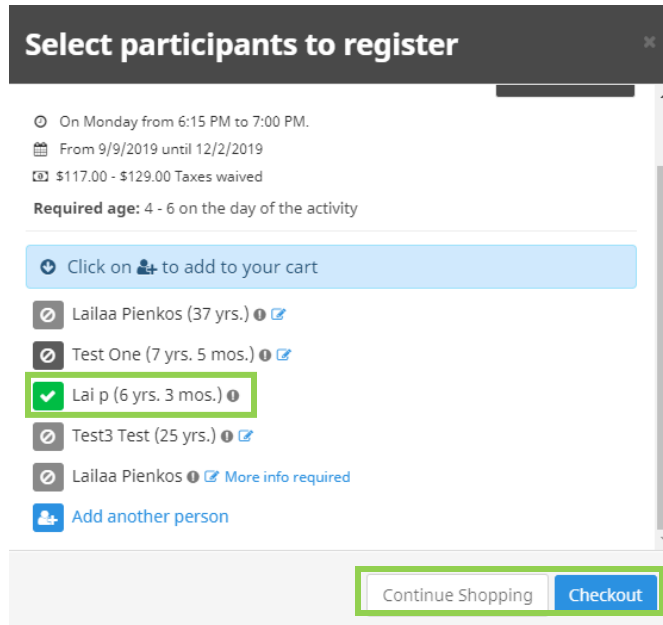
1. Begin by clicking on a Program.
2. Select a sub-category to display the corresponding activities.
3. Once you've found the activity, click  to register for a session; or click  to register for a drop-in.





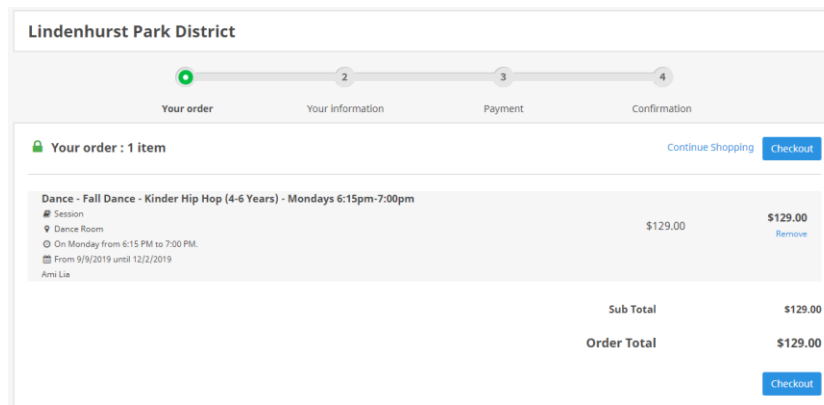
Selecting participants to register

1. Log in to your Amilia user account if you have not already done so. If you do not have an account, you must create one.
2. Once logged in, select who you would like to register:
 - The first name that appears belongs to the Account Owner- the adult responsible for the account.
 - Add as many family members as you need by clicking Add another person. You only need to add an account member once.
 - Click  to register the member.
 - The  icon means you've successfully added the activity for the person indicated to your cart.
 - The  icon allows you to view your cart or proceed to checkout.
 - Click on Continue Shopping if you wish to keep browsing in the store.



Checking out

1. Review your purchases before your checkout. You can remove any items that you do not want to keep.



2. Complete Lindenhurst Park District's registration form for each individual member.
3. Click [Continue my purchase](#) to save the form for each member.

Adult Form

Child Form

4. Once all forms are completed, you will be able to proceed to entering your payment information.

5. After entering your payment information and clicking Pay Now, you will receive an email confirming your purchase.

Want to save your credit card information for a faster checkout next time? Add your payment details in the Payment Method tab of your user account.

Still need help?

Contact us at registration@lindenhurstparks.org or by calling 847-356-6011 for further assistance.